


NEW

IMAGINE

ERBA



**Discover our brand-new climbing poles!**

Sets of climbing tripods designed to challenge muscle strength, balance and coordination – The holds provide safe support for feet and hands. The structure formed by these asymmetrical aluminium tube arches features a verticality sure to stand out in your park.



G-21007  
9' Erba



G-21009  
10' Erba




G-21010  
11' Erba

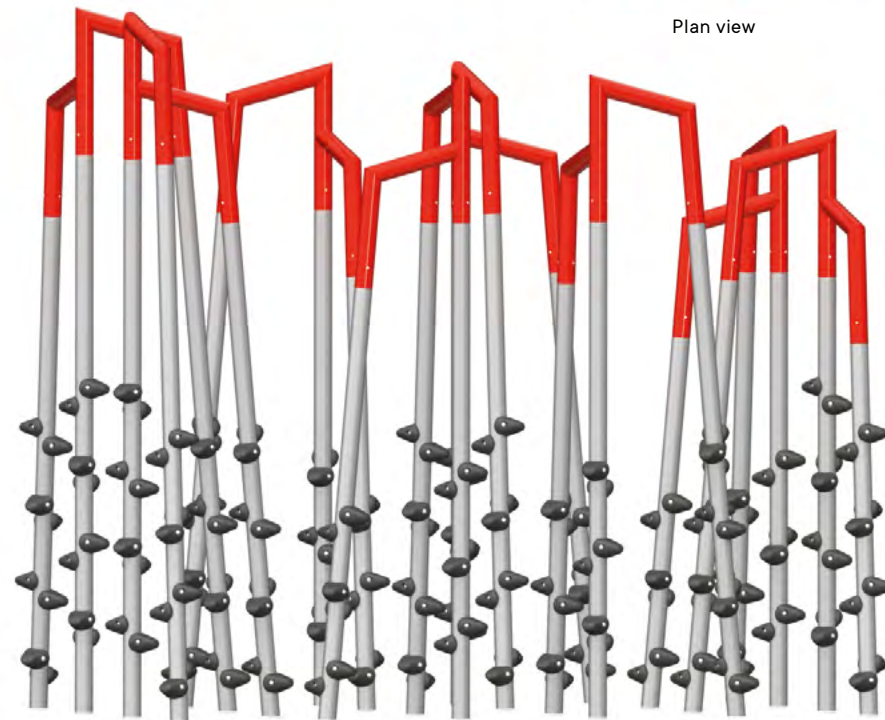
Jambette.com

The arches are made of premium quality aluminum tubing. Without flanges, the assemblies are discreet and safe for the hands.


The hand grips, which also serve as footrests, are made of ultra-resistant synthetic rubber and are topped with a non-slip texture.



Plan view



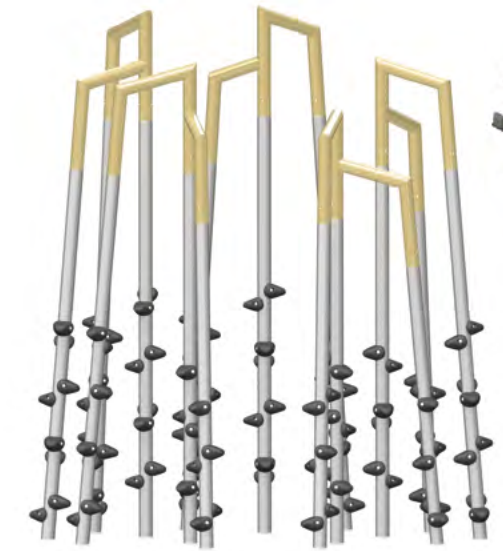
G-22002  
The 24-mast rectangular set



G-22003  
The 18-mast hexagonal set




Plan view



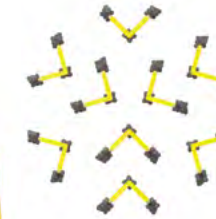
G-22004  
The 15-mast circular set




Plan view




G-22005  
The 27-mast circular set




Plan view



Plan view




G-22000  
The 15-mast diamond set



G-22001  
The 12-mast rectangular set



Plan view



G-22006  
The 15-mast trapeze set



Plan view






# ERBA


| MODEL   | NAME                        | AGE GROUP         | CAPACITY    | SURFACE AREA REQUIRED     | CSA AND ASTM FALL HEIGHT |
|---------|-----------------------------|-------------------|-------------|---------------------------|--------------------------|
| G-21007 | 9' Erba                     | 5 to 12 years old | 3 children  | 15' x 15' / 4.6 m x 4.6 m | 4' 2" / 1.3 m            |
| G-21009 | 10' Erba                    | 5 to 12 years old | 3 children  | 15' x 15' / 4.6 m x 4.6 m | 4' 8" / 1.3 m            |
| G-21010 | 11' Erba                    | 5 to 12 years old | 3 children  | 15' x 15' / 4.6 m x 4.6 m | 5' 4" / 1.3 m            |
| G-22000 | The 15-mast diamond set     | 5 to 12 years old | 15 children | 23' x 23' / 7 m x 7 m     | 5' 4" / 1.7 m            |
| G-22001 | The 12-mast rectangular set | 5 to 12 years old | 12 children | 20' x 18' / 6.1 m x 5.5 m | 5' 4" / 1.7 m            |
| G-22002 | The 24-mast rectangular set | 5 to 12 years old | 24 children | 25' x 20' / 7.6 m x 6.1 m | 5' 4" / 1.7 m            |
| G-22003 | The 18-mast hexagonal set   | 5 to 12 years old | 18 children | 23' x 23' / 7 m x 7 m     | 5' 4" / 1.7 m            |
| G-22004 | The 15-mast circular set    | 5 to 12 years old | 15 children | 22' x 22' / 6.7 m x 6.7 m | 5' 4" / 1.7 m            |
| G-22005 | The 27-mast circular set    | 5 to 12 years old | 27 children | 26' x 26' / 7.9 m x 7.9 m | 5' 4" / 1.7 m            |
| G-22006 | The 15-mast trapeze set     | 5 to 12 years old | 15 children | 25' x 18' / 7.6 m x 5.5 m | 5' 4" / 1.7 m            |

Installation on concrete slab 12" / 0.3 m in the ground

## MATERIALS AND WARRANTIES

- Aluminum arch tubes (lifetime warranty)
- EPDM rubber hand and foot holds (3-year warranty)
- Stainless steel hardware (lifetime warranty)

 This logo identifies products that are wheelchair accessible in accordance with Appendix H of the CAN/CSA-Z614 standard and the **Americans with Disabilities Act Accessibility Guidelines (ADAAG)**.

 Based on the CAN/CSA-Z614 standard, installation on a cushioning surface and compliance with clearance distances are required.

1 877 363-2687  
[jambette@jambette.com](mailto:jambette@jambette.com)

**Jambette**.COM