


BASIC FEATURES



AGE GROUP: 18 months to 12 years old
 FALL HEIGHT (CSA): 36" (0,9m) (ASTM): 36" (0,9m)
 CHILD CAPACITY: 3 children
 DIMENSION (WT x DT x HT): 3'11" x 6'9" x 3'0" (1,2m x 2m x 0,9m)
 SHOCK ABSORBING SURFACE (CSA): 16' x 19' (4,9m x 5,8m)
 SHOCK ABSORBING SURFACE (ASTM): 16' x 19' (4,9m x 5,8m)



DESCRIPTION

The « concave tall » model from the Leaf hideaways collection is slightly higher than the « low concave » model, providing an interesting variation in elaborate layouts.

BODY MOVEMENTS

 Sliding Light (3)	 Climbing Moderate (5)
 Imagining Intensive (10)	 Crawling Intensive (10)
 Pulling up Moderate (4)	 Socializing Intensive (10)

MATERIALS

METALS

Hardware: Made of stainless steel, Anti-vandal type.
Metal frame(s): 6061-T6 aluminum alloy tube measuring 5" (127mm) in outer diameter, with 0.125" wall thickness.

PLASTIC MATERIALS

Plate(s) and panel(s): Panels and other plastic parts are made of HDPE polyethylene colored in the mass and treated against UV rays. All edges are rounded for maximum safety.(lv)

COATINGS

Paint: Painted metal parts are white blasted first, then coated with a primer and Z-series polyester powder, which has an extreme resistance to ultraviolet (UV) rays and weather. Our paint also has antibacterial and antiviral properties (lv)

ANCHORING

 **IN CONCRETE**
 This product is anchored to the ground with concrete columns.

COLOUR CHOICES

Aluminum / Steel					Polyethylene Panels (1/2")					
01	02	05	07	08	02	05	07	10	14	
10	11	12	13	14	15	16	18	19	21	
16	18	20	21	22						
	23	24								

Made at our factory in Lévis, Québec, Canada.