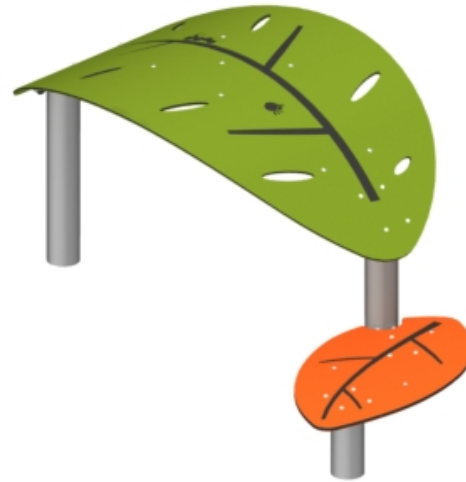


**BASIC FEATURES**









AGE GROUP: 18 months to 12 years old  
 FALL HEIGHT (CSA): 43" (1,1m) (ASTM): 43" (1,1m)  
 CHILD CAPACITY: 4 children  
 DIMENSION (WT x DT x HT): 4'8" x 8'1" x 3'7" (1,4m x 2,4m x 1,1m)  
 SHOCK ABSORBING SURFACE (CSA): 17' x 20' (5,2m x 6,1m)  
 SHOCK ABSORBING SURFACE (ASTM): 17' x 20' (5,2m x 6,1m)



**DESCRIPTION**

The « convex tall with step » model from the Leaf hideaways collection unlike the other convex models is equipped with a step for an easier access while providing an additional variation of play.

**BODY MOVEMENTS**

 Sliding Moderate (7)	 Climbing Intensive (10)
 Imagining Intensive (10)	 Balancing Intensive (8)
 Crawling Intensive (10)	 Pulling up Intensive (8)
 Hanging Moderate (5)	 Socializing Intensive (10)

**MATERIALS**

**METALS**

**Hardware:** Made of stainless steel, Anti-vandal type.  
**Metal frame(s):** 6061-T6 aluminum alloy tube measuring 5" (127mm) in outer diameter, with 0.125" wall thickness.

**PLASTIC MATERIALS**

**Plate(s) and panel(s):** Panels and other plastic parts are made of HDPE polyethylene colored in the mass and treated against UV rays. All edges are rounded for maximum safety.(lv)

**COATINGS**

**Paint:** Painted metal parts are white blasted first, then coated with a primer and Z-series polyester powder, which has an extreme resistance to ultraviolet (UV) rays and weather. Our paint also has antibacterial and antiviral properties (lv)

**ANCHORING**

 **IN CONCRETE**  
 This product is anchored to the ground with concrete columns.

**COLOUR CHOICES**

**Aluminum / Steel**

01	02	05	07	08
10	11	12	13	14
16	18	20	21	22
23	24			

**Polyethylene Panels (1/2")**

02	05	07	10	14
15	16	18	19	21

**Polyethylene Panels (3/4")**

02	05	07	10	14
15	16	18	19	21

Made at our factory in Lévis, Québec, Canada.