


**BASIC FEATURES**








AGE GROUP: 18 months to 12 years old  
 FALL HEIGHT (CSA): 31" (0,8m) (ASTM): 31" (0,8m)  
 CHILD CAPACITY: 3 children  
 DIMENSION (WT x DT x HT): 3'11" x 6'9" x 2'7" (1,2m x 2m x 0,8m)  
 SHOCK ABSORBING SURFACE (CSA): 16' x 19' (4,9m x 5,8m)  
 SHOCK ABSORBING SURFACE (ASTM): 16' x 19' (4,9m x 5,8m)



**DESCRIPTION**

The « convex low » model from the Leaf hideaways collection is at the same time a shelter, a seat and a plan of balance. A must have!

**BODY MOVEMENTS**

 Sliding Moderate (6)	 Climbing Intensive (9)
 Imagining Intensive (10)	 Balancing Intensive (10)
 Crawling Intensive (10)	 Pulling up Moderate (7)
 Socializing Intensive (8)	

**MATERIALS**

**METALS**

**Hardware:** Made of stainless steel, Anti-vandal type.  
**Metal frame(s):** 6061-T6 aluminum alloy tube measuring 5" (127mm) in outer diameter, with 0.125" wall thickness.

**PLASTIC MATERIALS**

**Plate(s) and panel(s):** Panels and other plastic parts are made of HDPE polyethylene colored in the mass and treated against UV rays. All edges are rounded for maximum safety.(lv)

**COATINGS**

**Paint:** Painted metal parts are white blasted first, then coated with a primer and Z-series polyester powder, which has an extreme resistance to ultraviolet (UV) rays and weather. Our paint also has antibacterial and antiviral properties (lv)

**ANCHORING**

 **IN CONCRETE**  
 This product is anchored to the ground with concrete columns.

**COLOUR CHOICES**

<b>Aluminum / Steel</b>					<b>Polyethylene Panels (1/2")</b>				
01	02	05	07	08	02	05	07	10	14
10	11	12	13	14	15	16	18	19	21
16	18	20	21	22					
	23	24							

Made at our factory in Lévis, Québec, Canada.