

## BASIC FEATURES









AGE GROUP: 5 to 12 years old  
 FALL HEIGHT (CSA): 182" (4,6m) (ASTM): 167" (4,2m)  
 CHILD CAPACITY: 91 children  
 SHOCK ABSORBING SURFACE (CSA): 47' x 76' (14,3m x 23,2m)  
 SHOCK ABSORBING SURFACE (ASTM): 47' x 76' (14,3m x 23,2m)



## DESCRIPTION

This impressive and innovative tower is a perfect combination of industrial and rustic styles. Explore its different floors thanks to its accesses and various climbers. Gather up high to play with the labyrinth game table and sneak into the slides, one of which measures 12' in height! Fun guaranteed!

## BODY MOVEMENTS

 Sliding ■■■■■■■■■■ Intensive (10)	 Climbing ■■■■■■■■■■ Intensive (10)
 Learning ■■■■■■■■ Light (1)	 Imagining ■■■■■■■■■■ Intensive (10)
 Crawling ■■■■■■■■ Light (1)	 Pulling up ■■■■■■■■ Moderate (5)
 Hanging ■■■■■■■■ Moderate (4)	 Socializing ■■■■■■■■■■ Intensive (10)

## ANCHORING



**IN CONCRETE**  
 This product is anchored to the ground with concrete columns.

## MATERIALS

### METALS

- Post(s):** 6061-T6 aluminum alloy tube measuring 5" (127mm) in outer diameter, with 0.125" wall thickness.
- Post(s):** 6005-T5 grade aluminum tube, measuring 4 "x 4" (100mm x 100mm) with rounded edges.
- Metal frame(s):** Made of steel (sv)
- Metal frame(s):** Aluminum
- Hardware:** Made of stainless steel, Anti-vandal type.
- Steel:** Welded steel mesh with 1 "x 1" spaces and 0.125 "diameter rods

### PLASTIC MATERIALS

- Panels:** High density polyethylene (HDPE), colored in the mass. (sv)
- Slide(s):** Rotomolded UV stabilized high density polyethylene (HDPE), colored in the mass.
- Plate(s) and panel(s):** Panels and other translucent plastic parts in sheet
- Transparent Material:** Highly durable polycarbonate.

### COATINGS

- Paint:** Z-Series polyester powder, with ultraviolet (UV) rays and weather extreme resistance. (sv)
- Galvanization:** Some attachments are hot dipped galvanized.

### OTHER MATERIALS AND COMPONENTS

- Deck(s):** 12-Gauge steel sheets, perforated and coated with polyvinyl chloride (PVC). (sv)

## COLOUR CHOICES

### Aluminum / Steel

01	02	05	07	08
10	11	12	13	14
16	18	20	21	22
	23	24		

### Molded Polyethylene

02	05	07	08	10
15	16	18	19	20
	21	23	24	

### Polyethylene Panels (3/4")

02	05	07	10	14
15	16	18	19	21